

# **International Conference on Radiation Belts and Space Weather**

**Guideline for On-line Payment  
using Overseas Cards  
(issued in non-Korea)**

## General Information for 3D Secure

### ▪ Why we should use 3D Secure for on-line payment!!

As increasing the crime using stolen credit card internationally, on-line payment service companies in Korea accept 3D Secure system overall. Thus, it is mandatory to operate the '3D Secure system' for on-line payment by credit card in Korea.

The service helps *prevent* unauthorized online use before it happens by confirming your identity with an additional password.

### ▪ Overseas Card 3D Secure conditions

1. Your credit card company should be a member of 3D Secure.
2. Your credit card should be registered to 3D Secure by your credit card company.
3. You should have registered your credit card to VISA 3D Secure after step 2.

### ▪ For more detaild information for 3D Secure, please refer the URL below.

Visa cards : [http://usa.visa.com/personal/security/visa\\_security\\_program/vbv/verified\\_by\\_visa\\_faq.html#anchor\\_1](http://usa.visa.com/personal/security/visa_security_program/vbv/verified_by_visa_faq.html#anchor_1)

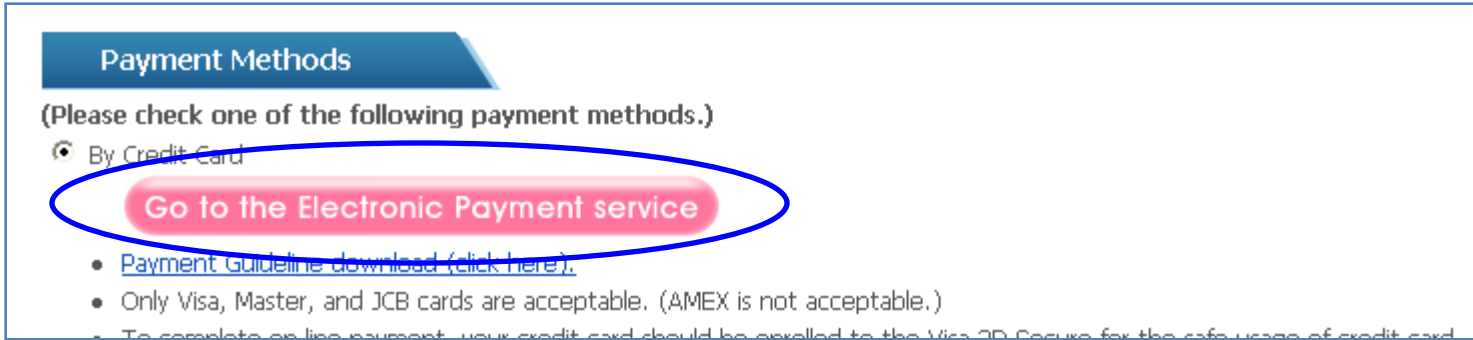
Master cards : <http://www.mastercard.us/support/securecode.html>

JCB cards : <http://www.jcb-global.com/english/solution/ec.html>

# How to Proceed On-line Payment

**[Notice]**  
**Microsoft Internet Explorer version 6.0 or later must be installed on your computer to proceed on-line payment, though it does not need to be your default browser.**

1. After submitting on-line registration, please click "Go to the Electronic Payment service" button.



**Payment Methods**  
(Please check one of the following payment methods.)

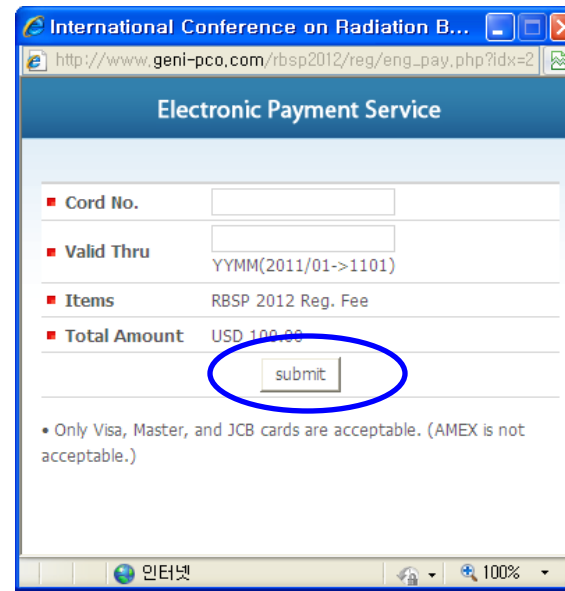
By Credit Card

**Go to the Electronic Payment service**

- [Payment Guideline download \(click here\).](#)
- Only Visa, Master, and JCB cards are acceptable. (AMEX is not acceptable.)

2. Then you might be asked to install ActiveX, AllatPay module. Please install the program.

3. After installing the program, the below pop-up is shown.  
Then click 'submit' button after input your credit card information.



**Electronic Payment Service**

■ Cord No.	<input type="text"/>
■ Valid Thru	YYMM(2011/01->1101)
■ Items	RBSP 2012 Reg. Fee
■ Total Amount	USD 100.00

• Only Visa, Master, and JCB cards are acceptable. (AMEX is not acceptable.)

4-1. Then you will see the pop-up below. If you already have 3D Secure password, please input that password in the blue box. If you do not have, please click the circled part.

The screenshot shows a web browser window with the URL <https://tx.allatpay.com/servlet/AllatPay/ansim/...>. The page content includes the RBC Royal Bank logo, the Verified by VISA logo, and a language selector for Français. A blue oval highlights the text: "Please submit your Verified by Visa password." followed by a blue link: "I am not enrolled in Verified by Visa". Below this, transaction details are listed: Merchant: RSBP 2012, Amount: 100.00 USD, Date: 03/23/2012, Card Number: XXXX-XXXX-XXXX-0485, and Personal Message: Welcome to RBC Royal Bank. A blue rectangular box highlights the "Password:" input field. Below the input field is a link for "Forgot your password?". At the bottom of the form are buttons for "Submit", "Help", and "Cancel". The browser's taskbar at the bottom shows the "인터넷" (Internet) icon and a zoom level of 100%.

4-2. When 3D Secure password is not registered with the credit card issuer, you can generate the password on the pop-up as below which connects with your credit card issuer.

https://tx.allatpay.com/servlet/AllatPay/ansim/...  
https://tx.allatpay.com/servlet/AllatPay/ansim/mdsmipi.en/md...

Verified by VISA TD Canada Trust

Français

### Authentication Required for Purchase

Welcome to Verified by Visa Service from TD Canada Trust!

Whenever your card is used at participating online stores, TD Canada Trust will ask for your Verified by Visa password to verify that you authorize the purchase. [Click here for more details.](#)

You may read the [Terms & Conditions](#) before proceeding with registration.

Name on Card:

Signature Panel Code:  What is this?

Primary Cardholder's Date of Birth: Jan - 2011

Preferred Language: English

https://tx.allatpay.com/servlet/AllatPay/ansim/...  
https://tx.allatpay.com/servlet/AllatPay/ansim/mdsmipi.en/md...

RBC Royal Bank Verified by VISA

### Added Safety Online

Verified by Visa helps protect your RBC Royal Bank® card against unauthorized use online - **at no additional cost**. For Details, [click here](#). To use Verified by Visa on this and future purchases, complete this page. You'll then create your own Verified by Visa Password.

Signature Panel Code:  The last 3 digits on the back of your card ([what is this?](#))

Name as printed on card:

Primary Cardholder Date of Birth:  /  /  (DD/MM/YYYY)

Email Address (optional):  [How will it be used?](#)

By signing up now, you agree to the [Local Terms of Service](#) [Privacy Policy](#).

® Registered trademarks of Royal Bank of Canada.  
™ Trademark of Visa International Service Association. Used under license.

안심클릭

MasterCard SecureCode. RHB BANK

### Welcome

Your MasterCard® has been pre-enrolled in MasterCard® SecureCode™ to offer you added protection when shopping online at participating merchants. Please confirm your identity by answering the questions below. You will then be prompted to select a SecureCode™.

Name on Card:

Access ID (As per Access Mailer):

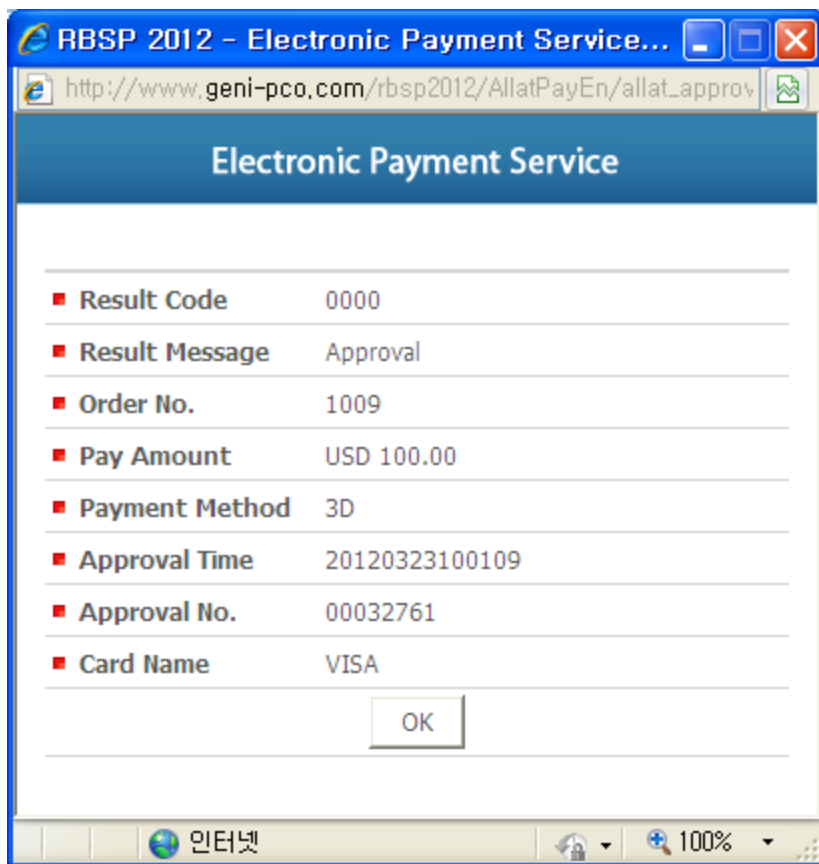
Access Password (As per Access Mailer):

Date of Birth (ddmmyyyy):

By completing this enrolment process, you are deemed to have read and accepted the RHB Bank Berhad Secure-Online Shopping Services [Terms and Conditions](#).

©2007 RHB Bank Berhad

5. When the transaction is completed well, you will get a result as below.



**\*\* Please note that the transaction will be billed by Allat (PG Company for RBSP).**

**\*\* The receipt issued by Organizing Committee of International Conference on Radiation Belts and Space Weather will be distributed at the Conference venue. If you need the receipt in advance, please contact the Secretariat at e-mail (rbsp@kasi.re.kr).**